Physics Bundle

Digital Interactive Notebooks

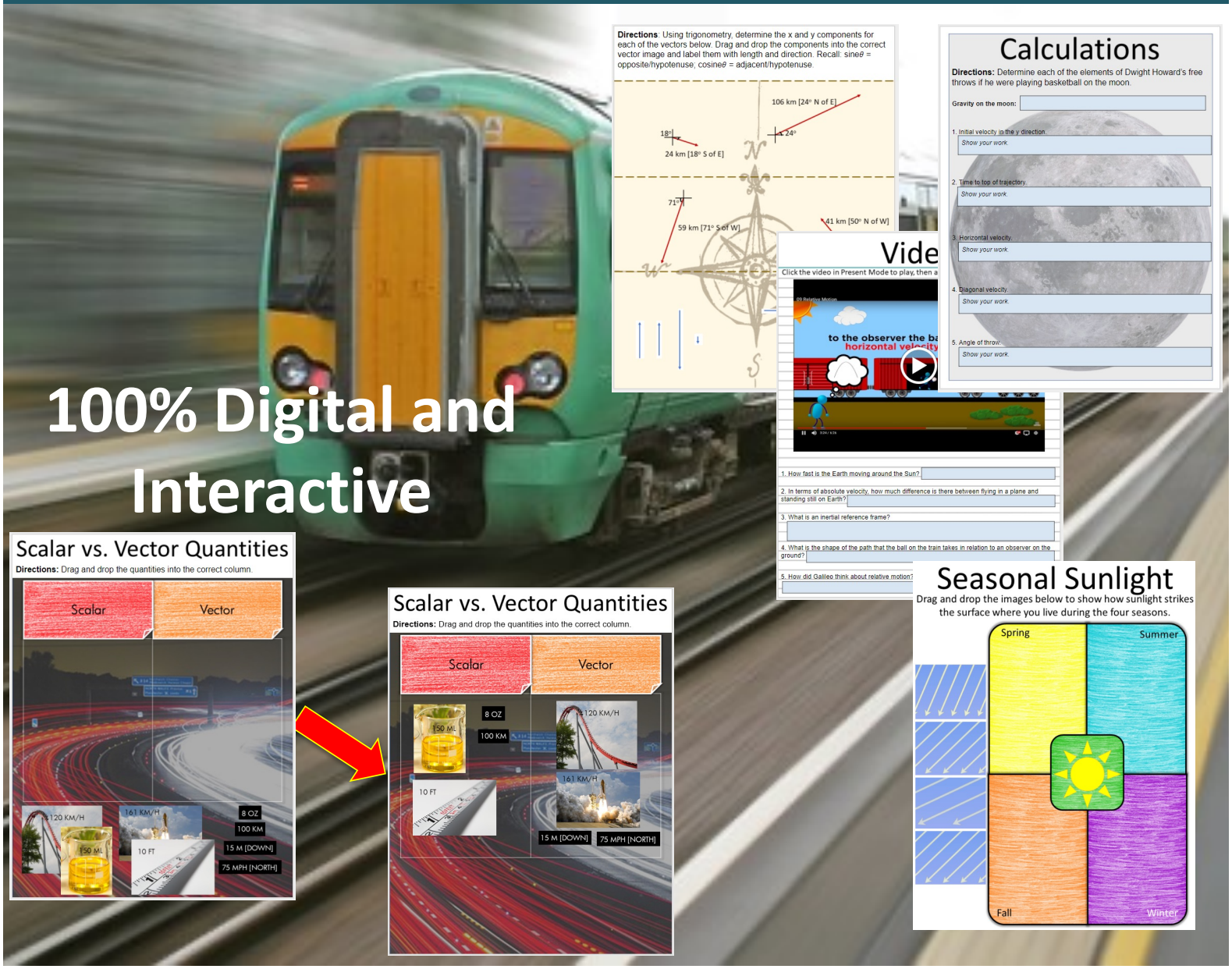

Digital Interactive Notebooks

Thank you so much for taking the time to sample my digital interactive notebook bundle.

Each notebook contains **18** activities and **27** total pages which will allow your students to bring their notes and thoughts together.

The notebook is fully editable, and slides can be removed if needed as well as added. Additional slides are a great way for students to add their own notes, thoughts, questions, etc. and can be easily inserted at any point.

Digital Interactive Notebook

- So easy to understand and post. Have your students working in under 10 minutes
- The majority of the items in this resource are fully editable
- Slides can be added or removed easily to suit your classroom needs.

Click here to immediately download a sample Space Digital INB → http://bit.ly/TWF-DINB

What’s Included?

My Digital Interactive Notebooks are broken down into chapters. Chapters can easily be removed if they don’t correspond to your curriculum needs.

For example. My Motion Digital Interactive Notebook is divided as such.

Chapter 1 – One-Dimensional Motion

Chapter 2 – Two-Dimensional Motion and Vectors

Chapter 3 – Frames of Reference

Chapter 4 – Uniform Acceleration

Chapter 5 – Projectile Motion

Each Bundle Includes:

- Interactive Drag-and-Drop Activities
- Creative Activities
- Embedded Videos with Comprehension Questions
- Short Answer and Other Reinforcing Activities to Improve Retention
- Vocabulary and Extension Activities



Interactive Drag and Drop Activities

Students are able to move objects around the screen to complete the activity



Interactive Drag and Drop Activities



Students are able to move objects around the screen to complete the activity

Creative Activities

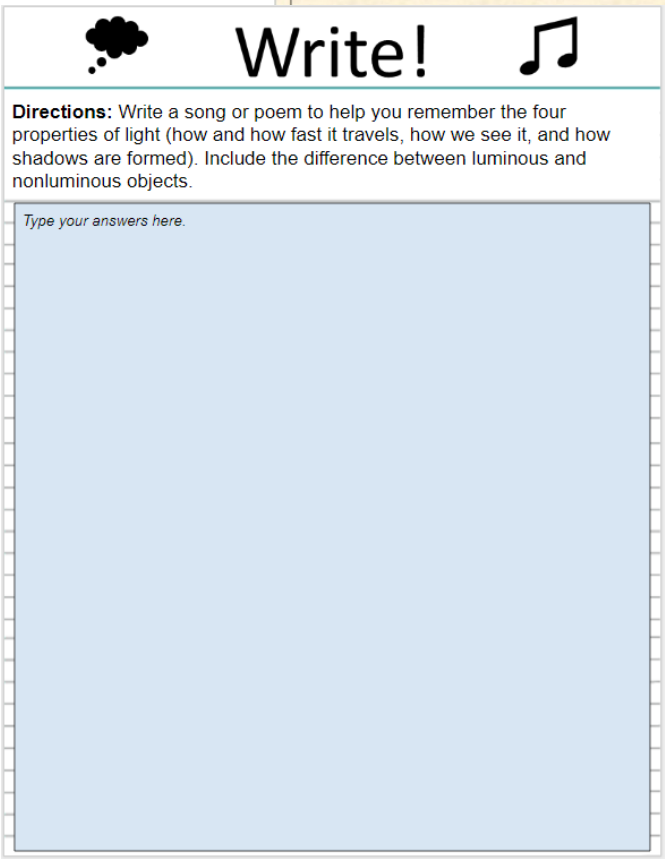

Students are able to express their creativity while demonstrating knowledge of the topic.

Creative Activities

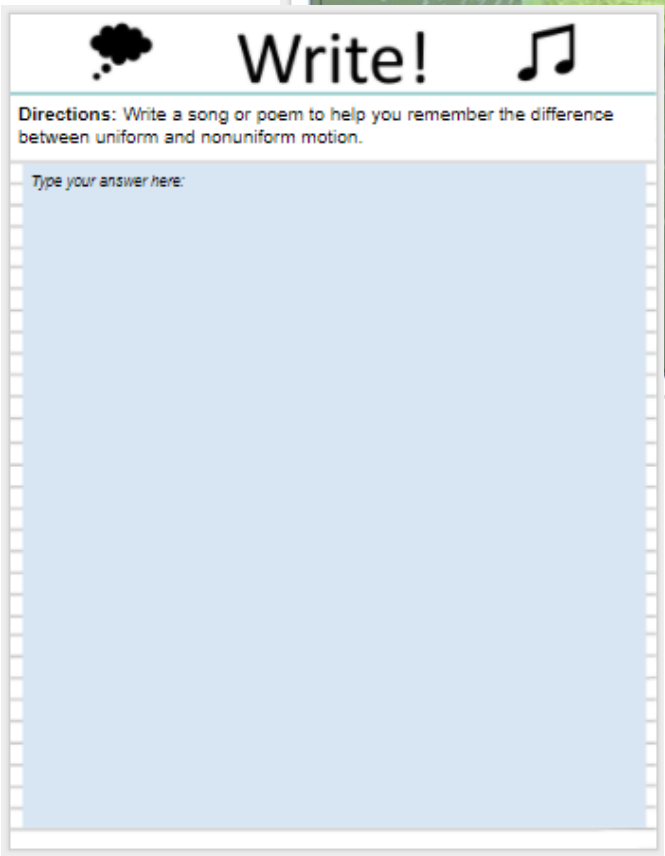

Students are able to express their creativity while demonstrating knowledge of the topic.

Fully Embedded Videos

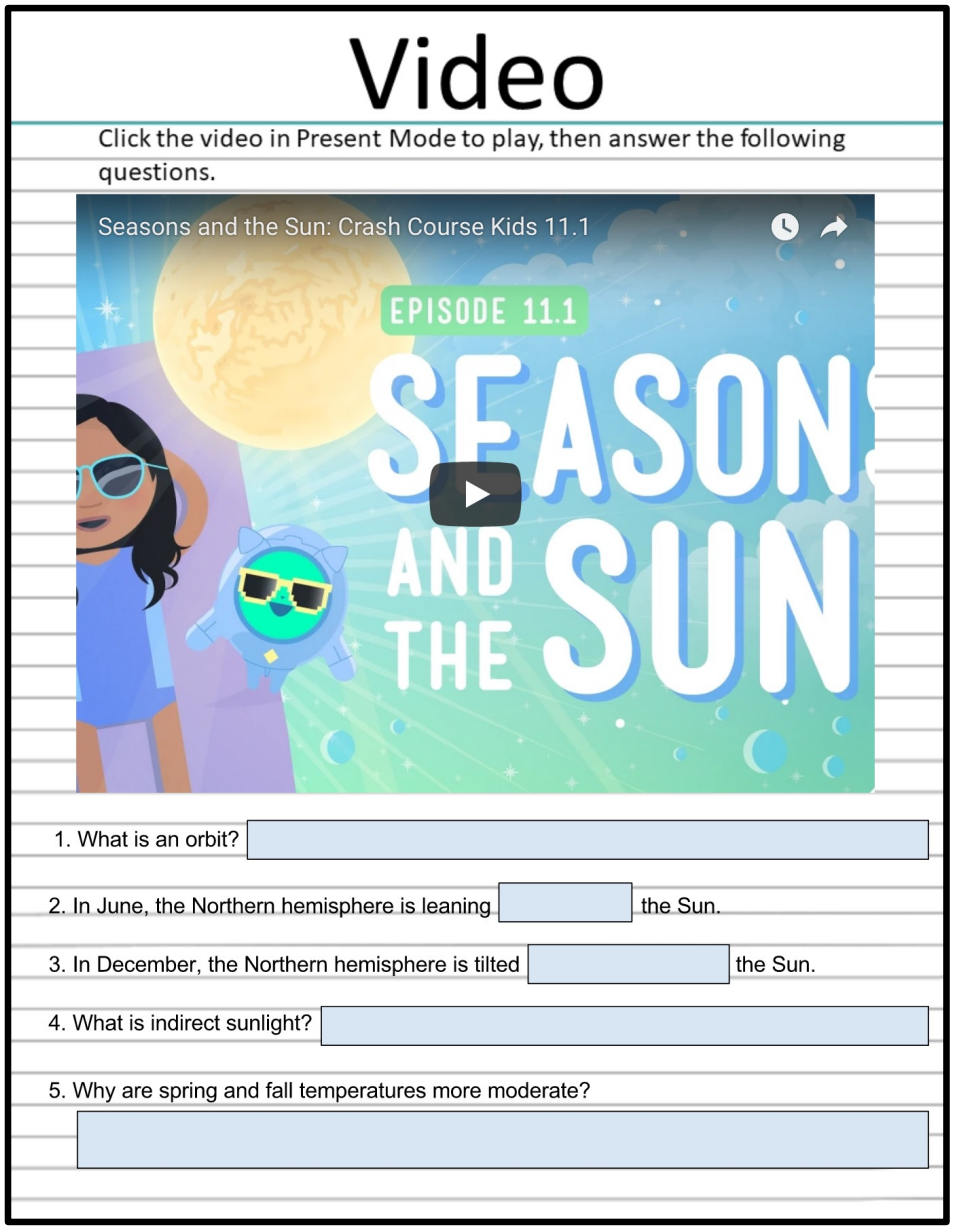

Students are able to watch videos that are fully embedded into the digital notebook. Just click the video and it plays on their screen within the slide. Each video contains questions with answers found in the teacher version.

Short Answer and Other Reinforcing Activities to Improve Retention

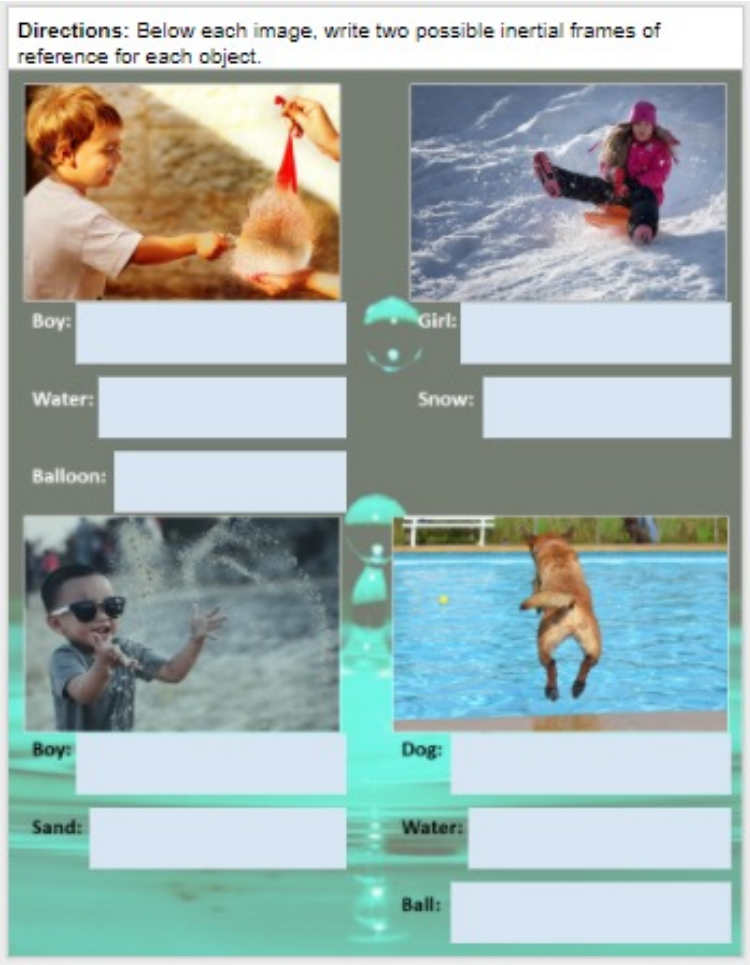

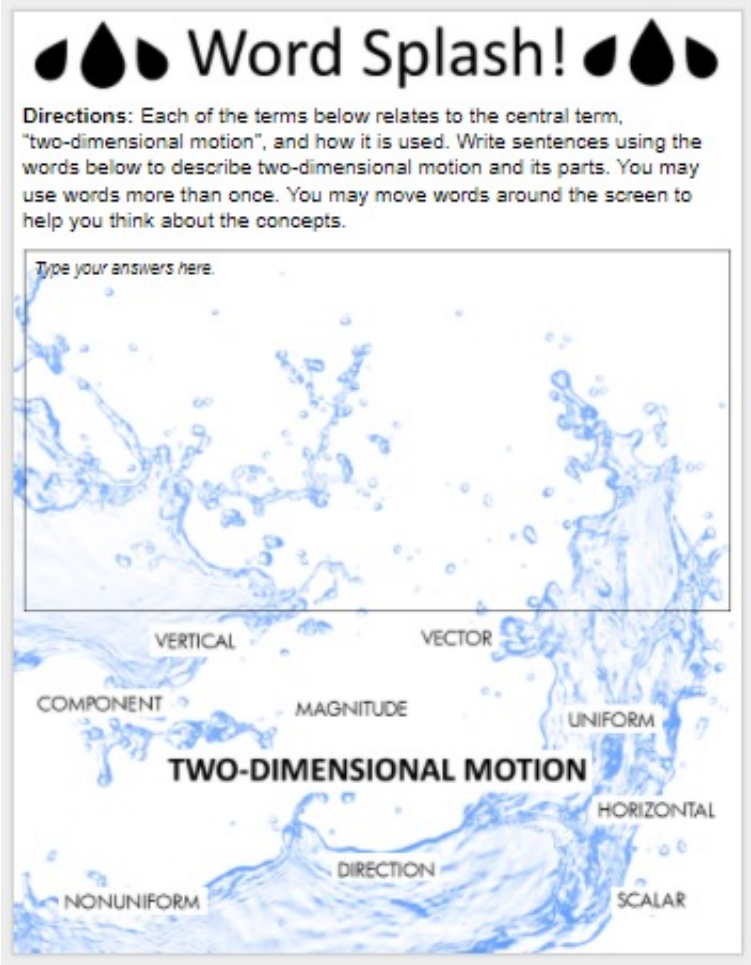

Vocabulary and Extension Activities

As additional activities for early finishers or part of the main notebook assessment, your digital interactive notebook comes with three extension activities/projects plus a vocabulary section where students match terms with their definitions.

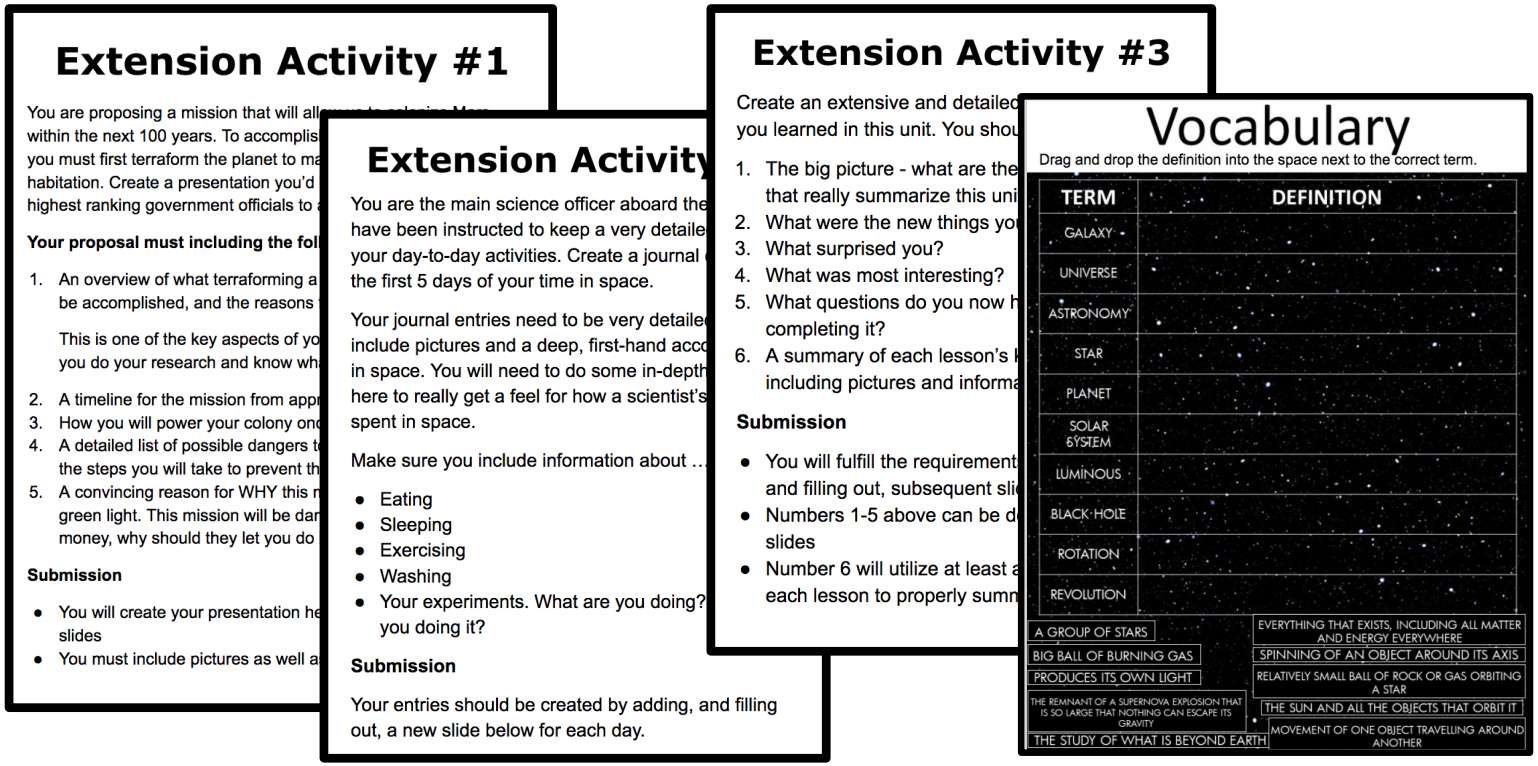

Extension Activity #1

You are proposing a mission that will all
within the next 100 years. To accomplis
you must first terraform the planet to ma
habitation. Create a presentation you'd
highest ranking government officials to

Your proposal must including the fol

1. An overview of what terraforming a
be accomplished, and the reasons

This is one of the key aspects of yo
you do your research and know wh

2. A timeline for the mission from app
3. How you will power your colony on
4. A detailed list of possible dangers t
the steps you will take to prevent th
5. A convincing reason for WHY this r
green light. This mission will be dar
money, why should they let you do

Submission

- You will create your presentation he
slides
- You must include pictures as well a

Extension Activity

You are the main science officer aboard the
have been instructed to keep a very detaile
your day-to-day activities. Create a journal
the first 5 days of your time in space.

Your journal entries need to be very detaile
include pictures and a deep, first-hand acco
in space. You will need to do some in-depth
here to really get a feel for how a scientist's
spent in space.

Make sure you include information about …

- Eating
- Sleeping
- Exercising
- Washing
- Your experiments. What are you doing?
you doing it?

Submission

Your entries should be created by adding, and filling out, a new slide below for each day.

Extension Activity #3

Create an extensive and detailed
you learned in this unit. You shou

1. The big picture - what are the
that really summarize this uni
2. What were the new things yo
3. What surprised you?
4. What was most interesting?
5. What questions do you now h
completing it?
6. A summary of each lesson's k
including pictures and informa

Submission

- You will fulfill the requirement
and filling out, subsequent sli
- Numbers 1-5 above can be d
slides
- Number 6 will utilize at least a
each lesson to properly sumn

Vocabulary

Drag and drop the definition into the space next to the correct term.

TERM	DEFINITION
GALAXY	
UNIVERSE	
ASTRONOMY	
STAR	
PLANET	
SOLAR SYSTEM	
LUMINOUS	
BLACK HOLE	
ROTATION	
REVOLUTION	

A GROUP OF STARS
BIG BALL OF BURNING GAS
PRODUCES ITS OWN LIGHT
THE REMNANT OF A SUPERNOVA EXPLOSION THAT IS SO LARGE THAT NOTHING CAN ESCAPE ITS GRAVITY
THE STUDY OF WHAT IS BEYOND EARTH
EVERYTHING THAT EXISTS, INCLUDING ALL MATTER AND ENERGY EVERYWHERE
SPINNING OF AN OBJECT AROUND ITS AXIS
RELATIVELY SMALL BALL OF ROCK OR GAS ORBITING A STAR
THE SUN AND ALL THE OBJECTS THAT ORBIT IT
MOVEMENT OF ONE OBJECT TRAVELLING AROUND ANOTHER

Vocabulary and Extension Activities

As additional activities for early finishers or part of the main notebook assessment, your digital interactive notebook comes with three extension activities/projects plus a vocabulary section where students match terms with their definitions.

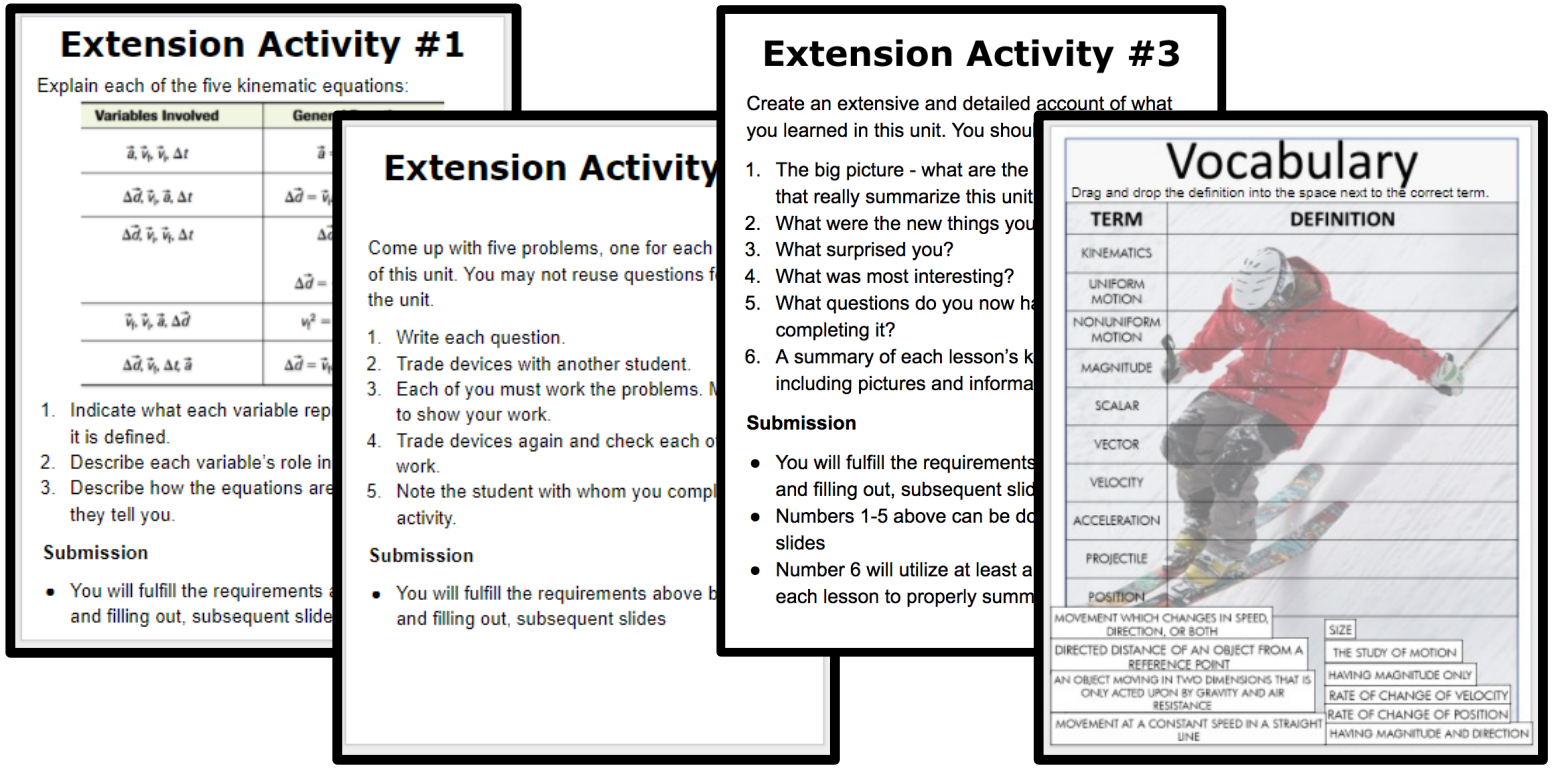

Extension Activity #1

Explain each of the five kinematic equations:

Variables Involved	Gener
$\vec{a}, \vec{v}_f, \vec{v}_i, \Delta t$	$\vec{a}$ =
$\Delta\vec{d}, \vec{v}_i, \vec{a}, \Delta t$	$\Delta\vec{d} = \vec{v}_i$
$\Delta\vec{d}, \vec{v}_f, \vec{v}_i, \Delta t$	$\Delta\vec{d}$
	$\Delta\vec{d} =$
$\vec{v}_i, \vec{v}_f, \vec{a}, \Delta\vec{d}$	$v_f^2 =$
$\Delta\vec{d}, \vec{v}_i, \Delta t, \vec{a}$	$\Delta\vec{d} = \vec{v}_i$

1. Indicate what each variable rep
   it is defined.
2. Describe each variable's role in
3. Describe how the equations are
   they tell you.

Submission

- You will fulfill the requirements a
  and filling out, subsequent slide

Extension Activity

Come up with five problems, one for each
of this unit. You may not reuse questions f
the unit.

1. Write each question.
2. Trade devices with another student.
3. Each of you must work the problems. N
   to show your work.
4. Trade devices again and check each o
   work.
5. Note the student with whom you compl
   activity.

Submission

- You will fulfill the requirements above b
  and filling out, subsequent slides

Extension Activity #3

Create an extensive and detailed account of what
you learned in this unit. You shou

1. The big picture - what are the
   that really summarize this unit
2. What were the new things you
3. What surprised you?
4. What was most interesting?
5. What questions do you now ha
   completing it?
6. A summary of each lesson's k
   including pictures and informa

Submission

- You will fulfill the requirements
  and filling out, subsequent slid
- Numbers 1-5 above can be do
  slides
- Number 6 will utilize at least a
  each lesson to properly summ

Vocabulary

Drag and drop the definition into the space next to the correct term.

TERM	DEFINITION
KINEMATICS	
UNIFORM MOTION	
NONUNIFORM MOTION	
MAGNITUDE	
SCALAR	
VECTOR	
VELOCITY	
ACCELERATION	
PROJECTILE	
POSITION	

MOVEMENT WHICH CHANGES IN SPEED, DIRECTION, OR BOTH
DIRECTED DISTANCE OF AN OBJECT FROM A REFERENCE POINT
AN OBJECT MOVING IN TWO DIMENSIONS THAT IS ONLY ACTED UPON BY GRAVITY AND AIR RESISTANCE
MOVEMENT AT A CONSTANT SPEED IN A STRAIGHT LINE

SIZE
THE STUDY OF MOTION
HAVING MAGNITUDE ONLY
RATE OF CHANGE OF VELOCITY
RATE OF CHANGE OF POSITION
HAVING MAGNITUDE AND DIRECTION

Digital Interactive Notebook

- Works with Google and OneDrive cloud services
- If you don’t currently have a Google account, you can sign up for one completely free and get started in 5 minutes. If you’re a OneDrive user, no problem. Simply download the notebook as a PowerPoint file to your computer then upload it to your OneDrive account.
- The majority of the items in this resource are fully editable. In addition, slides can be added or removed easily to suit your classroom needs.

Interactive Notebooks

THEN: Before computers, we used interactive notebooks to engage our students and keep their notebooks organized and accessible. This, however, required a lot of material and the unwelcomed task of lugging them all home with you to mark. But we used them because they were effective and allowed us to effectively assess our students' understanding.

NOW: Why use digital interactive notebooks? As prices decrease, many schools are moving towards a 1:1, computer-student ratio and are becoming digital. The way we teach needs to keep up. You don't even need a class set of computers; a personal device (cell phone, laptop, tablet, etc.) will work just as well.