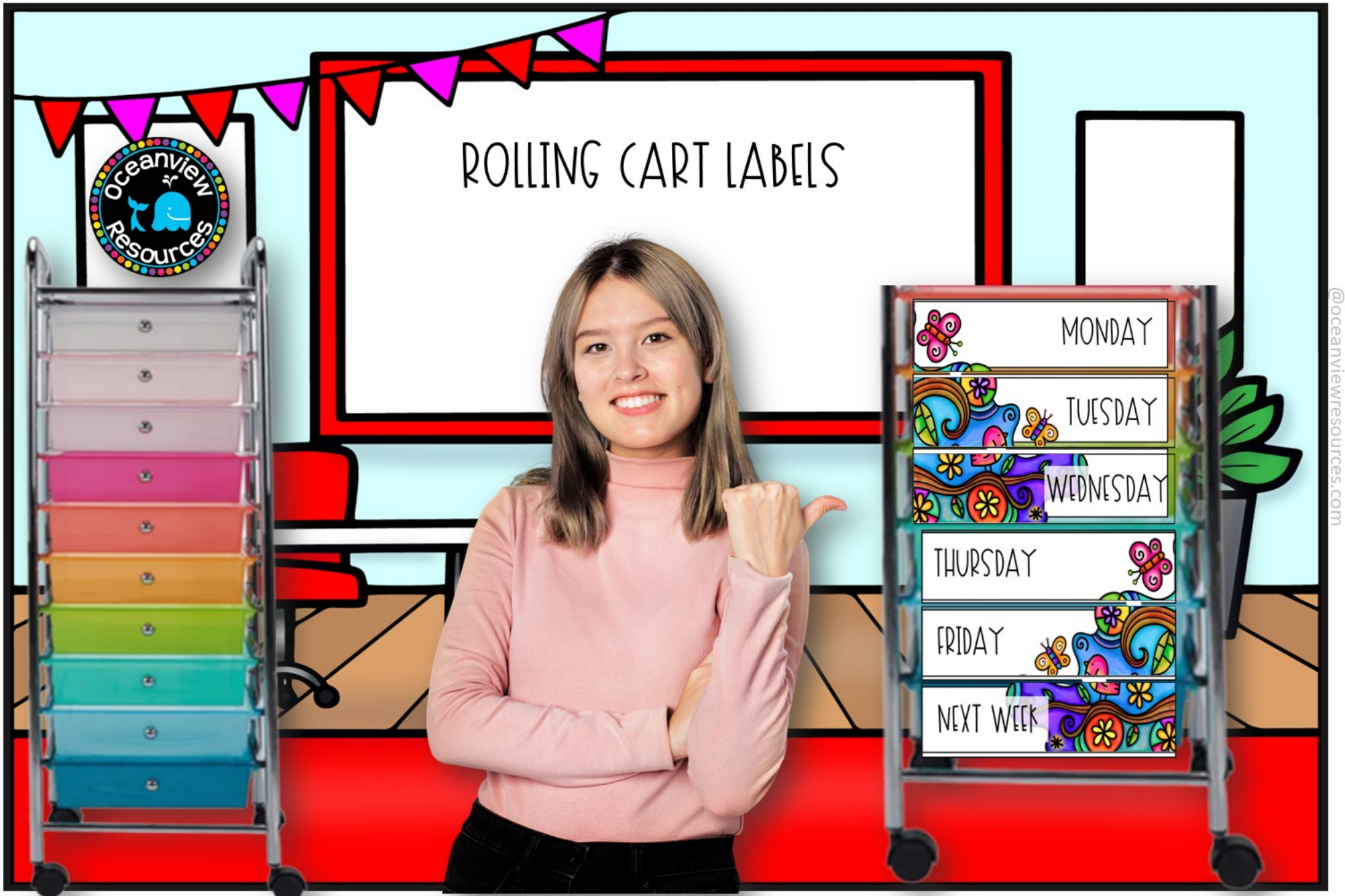
ROLLING CART LABELS
oceanview Resources
MONDAY
TUESDAY
WEDNESDAY
THURSDAY
FRIDAY
NEXT WEEK
@oceanviewresources.com

MONDAY

THURSDAY

TUESDAY

FRIDAY

WEDNESDAY

NEXT WEEK

TO FILE

CENTERS

MARKING

FUN STUFF

SUB TRAY

ASSESSMENT

@oceanviewresources.com

10-12 Drawer carts

ROLLING CART LABELS
DOODLE GARDEN PDF & PPT

editable

3 FONT STYLES

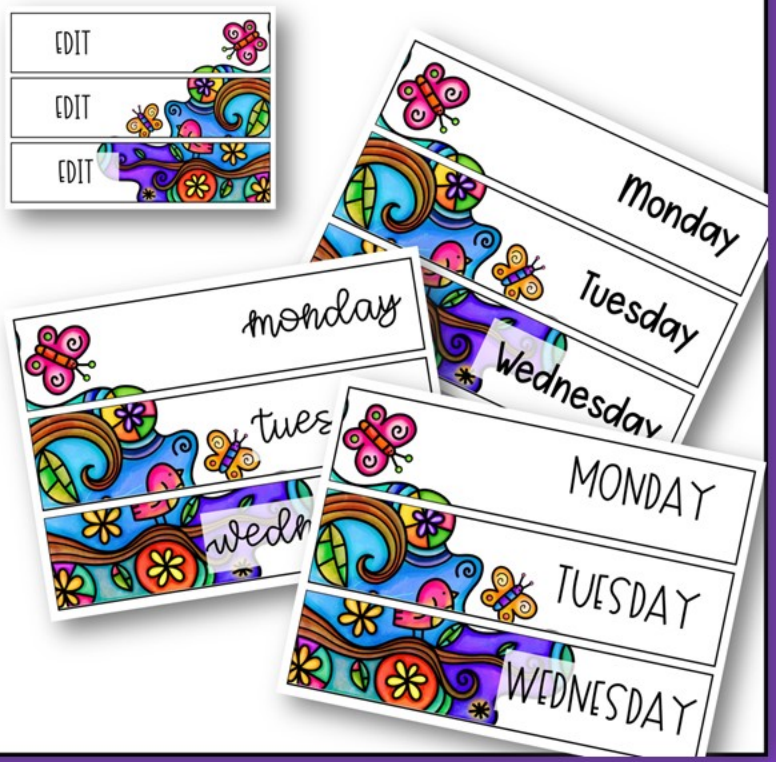

©Oceanviewresources

Rolling Cart
FONTS USED

VOLUME 2

APL fonts

5 HAND DRAWN FONTS BY PRIMARY LIFE

apl heart eyes

APL SKINNY MAMA

APL Big Mama

APL TEACHER PROBLEMS

APL Kinder Peeps

CLICK ON THE IMAGES TO GO TO THESE PRODUCTS ON TPT

AG FONTS

volume 4

BY AMY GROESBECK

AG TACO TUESDAY

AG Couch Potato

ag how do you survive

ag no questions today

AG Can You Not

(AG Can You Not Light & AG Can You Not Bold)

AG THAT'S A NO FROM ME

ACCENT LETTERS INCLUDED

APL Big Mama

apl heart eyes

AG TACO TUESDAY

@oceanviewresources.com

10-12 Drawer carts

ROLLING CART LABELS

DOODLE GARDEN PDF & PPT

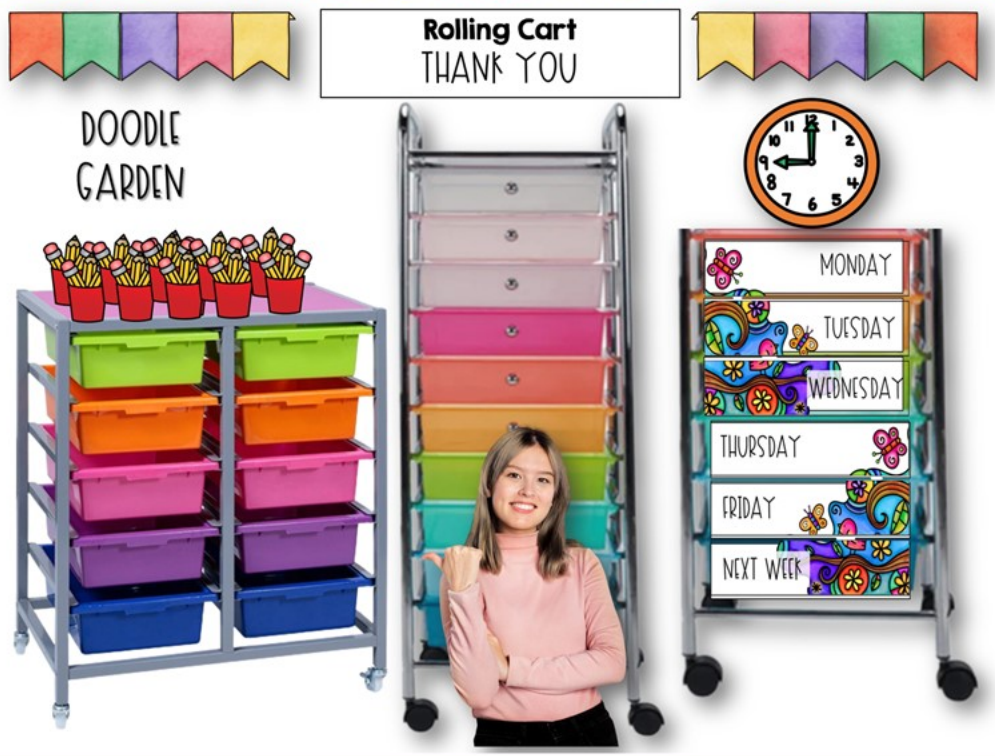

ANGLED SIDES

EDITABLE SLIDES

©Oceanviewresources

Rolling Cart
STORAGE LABELS

These labels are created to fit the 10- 12 drawer rolling carts that many teachers use to keep organized. In the US they are available from Michael's and in Australia they can be bought in Kmart or Spotlight stores

I included some already made labels (These are just the labels that I used and thought I needed), but I have included a set of editable labels in each design. I have also included the fonts that I used in the following slide.

HOW TO USE

PDF Version: Simply download the file, print using a colored printer, cut and laminate for durability. Printing on cardstock also helps to make them last longer. Attach your signs to the drawers using double sided tape, glue gun or blutak. In some trolley designs, you may need to put a hole in the sign for the drawer knob to be reattached after the sign has been applied.

How to Edit the Power Point version

Once unzipped from the download file, open the PowerPoint and in order to use the same font it must be installed onto your machine. A set of blanks is provided for you to create and entire set using the font of your choice. Simply duplicate the slides and edit the text boxes with your desired fonts and labels. You can bold your font, increase or decrease the size, underline… the freedom is yours.

When finished, print the slides that you need, or save all as jpeg files and then print each individually as needed

@oceanviewresources.com

10-12 Drawer carts

ROLLING CART LABELS
DOODLE GARDEN PDF & PPT

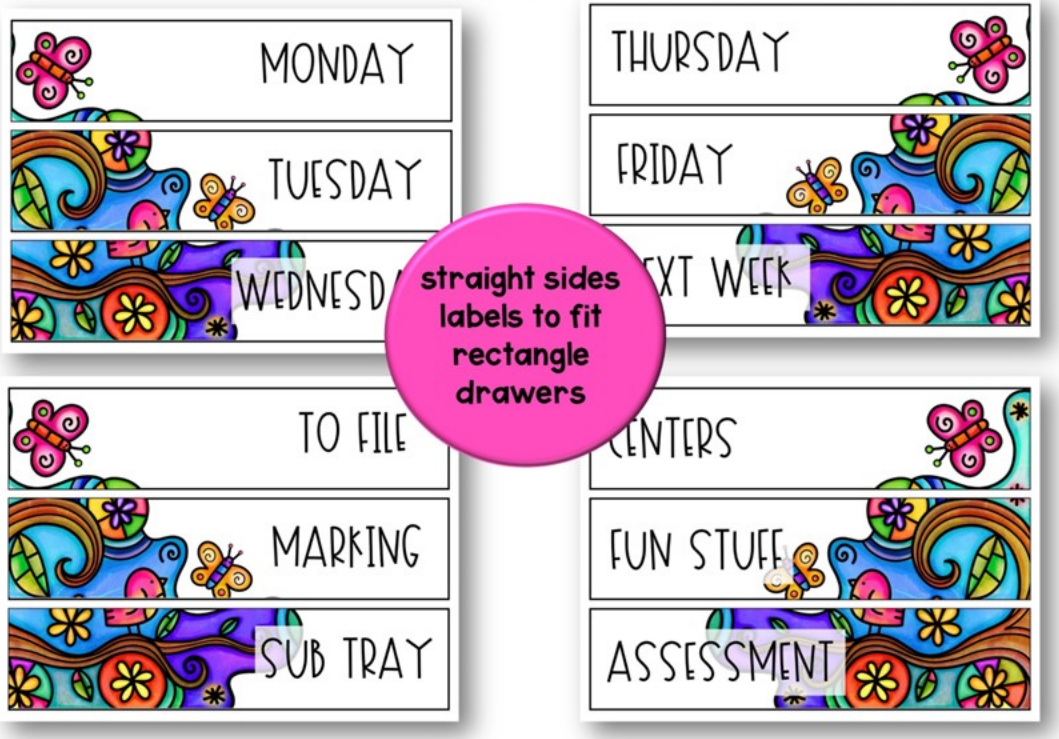

straight sides labels to fit rectangle drawers

©Oceanviewresources

INSERT TEXT BOX
MAKE SURE IT HAS
NO OUTLINE

EDIT ME

Spare Paper

Marking

Homework Sheets

COPY AND PASTE TEXT BOX
INTO NEXT 2LABELS. CHOOSE ANY
FONT YOU LIKE

@oceanviewresources.com

10-12 Drawer carts

ROLLING CART LABELS
DOODLE GARDEN PDF & PPT

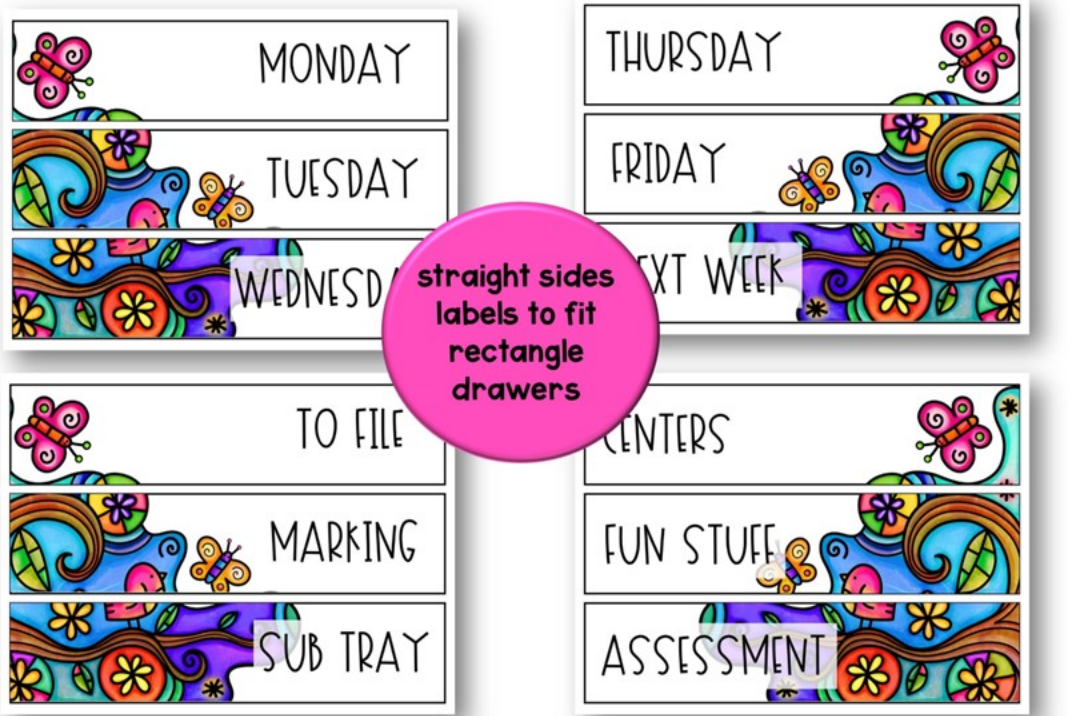

straight sides labels to fit rectangle drawers

©Oceanviewresources

Oceanview Resources

THANK YOU FOR YOUR PURCHASE

I hope you enjoy using this product in your classroom. Please note that this product is for a single user. If you have colleagues who would also like a copy of this product, please download additional licenses which are available at 50% off the original price.

© Copyright Oceanview Resources All rights reserved. Permission is granted to copy pages specifically designed for student or teacher use by the original purchaser or licensee. Copying any part of this product and placing it on the Internet in any form (even for a school or personal website) and sharing electronically is strictly prohibited. Doing so is a violation of the Digital Millennium Copyright Act (DMCA).

LET'S CONNECT

I love hearing from teachers and parents who have used my products! Please feel free to take pictures of your students using my product and share them on social media. I just ask that you give me credit and link back to my blog or TpT store. If you have a problem with your purchase, email me at Email me at this address and I will be glad to help you out! If you find an error, I will send you a product of your choice from my store of equal or less value for free.

Nikki Tester

Teachers Pay Teachers | Pinterest | Facebook | Email | Instagram | Blog

TERMS OF USE

THE ORIGINAL PURCHASER MAY:

- Make copies for the purchaser's classroom, including homeschooling or tutoring.
- Send home with students, email to students.
- post on a password protected site for your students' use.
- Make one copy for backup purposes, but not with intent to redistribute.
- Share the cover image only on blog posts and social media provided there is both credit given to myself with a link back to my teachers pay teachers store.

THE ORIGINAL PURCHASER MAY NOT:

- Claim this work as their own, alter the files in any way, or remove the copyright.
- Share part or all of this product with others.
- repackage, sell, or give away part or all of this product to others.
- Offer or share part or all of this product anywhere on the internet as a download or copy including, but not limited to, personal sites or school sites that are on a page that is open to the public, sharing google drive links with others that are not your students or their family, internet or email sharing groups, news lists, shared databases, open education resource groups such as amazon inspire.
- Use on commercial sites such as Outschool.

Teachers Pay Teachers | Pinterest | Facebook | Email | Instagram | Blog

Sign Up For My Newsletter

OCEANVIEW RESOURCES

When you sign up for [Oceanview Resources](), You will find plenty of wonderful free resources, In addition, you will receive emails full of exclusive FREEBIES and tips for igniting critical and creative thinking in your classroom. I promise I will not email you more than once a month.









Other Resources from my store that you may enjoy

Teacher Reference

BOOM cards





Classroom Decor



Literacy







Numeracy

Themed Units of work

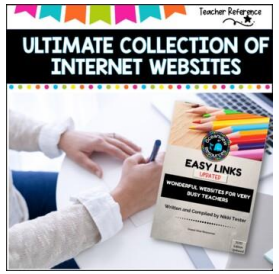







©Oceanviewresources