# Lewis Structures

# Exit Ticket

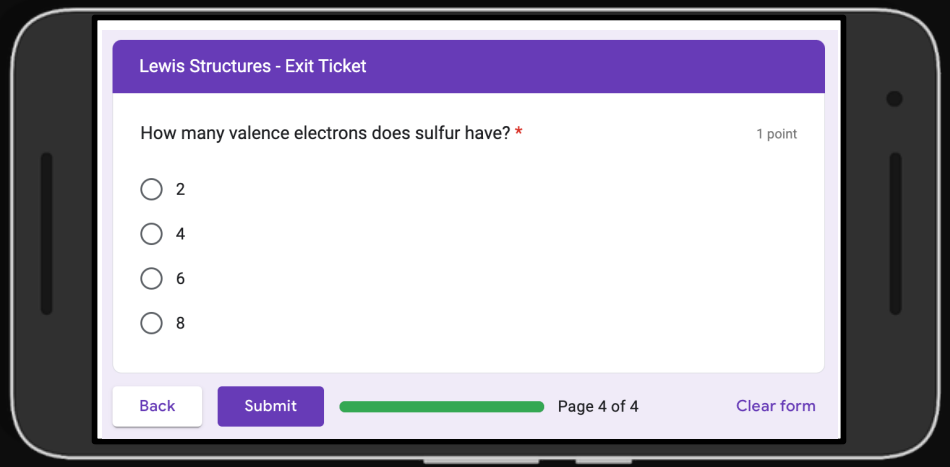

- ✓One-click to place the form in your Google Drive
- ✓Includes 4 topic-specific questions
- ✓Automatically graded and data presented via graphs
- ✓Can accessed from any device or projected to class
- ✓Can be used as exit tickets or start of class review

# Exit Ticket

- ✓ Includes four topic-specific questions
- ✓ Each question is automatically graded for you on Google Forms and feedback is provided via easy-to-understand graphs
- ✓ Students can access the questions from their device or questions can be projected to the entire class
- ✓ Can be used as an exit ticket or at the start of the following lesson as a review
- ✓ Can be included in student grades or as a formative assessment

# Provides Instant Insights on Student Understanding

Frequently missed questions

| Question | Correct responses |
| --- | --- |
| "_____" means "monster tumor" - This is a growth inside the body so large, it can develop hair and teeth. | 0 / 13 |

Cancel results from a change or m_____ in the DNA.
13 responses

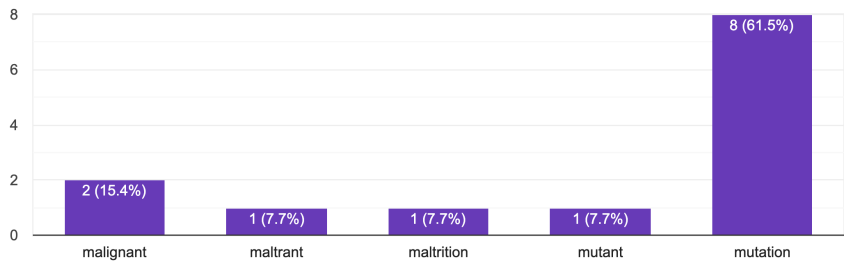


Easy to read graphs to help pin-point areas students are struggling with.

This type of cancer therapy utilizes drugs to slow or stop the cancerous cells from dividing.
7 / 13 correct responses

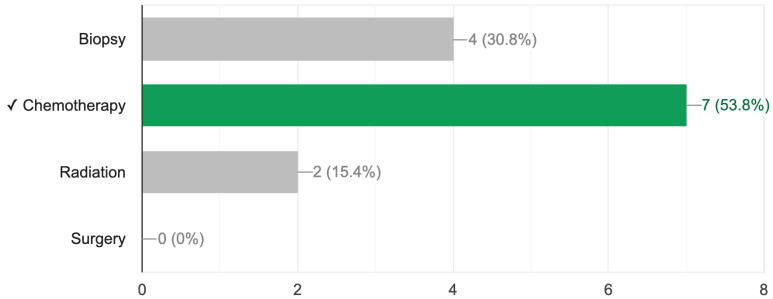


A _____ tumor is a mass of cells that interferes with the functioning of neighbouring cells
8 / 13 correct responses

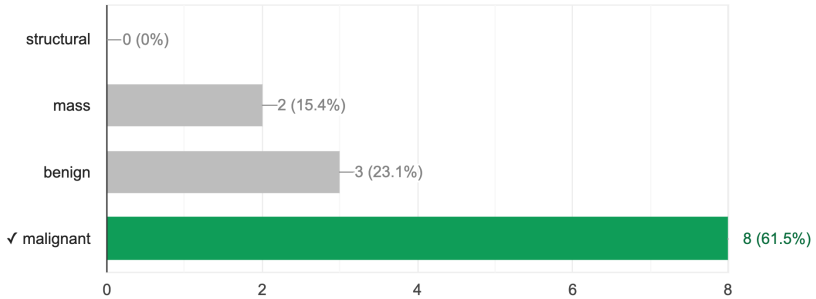

# Instructions For Use

1. Sign into your Google Account.
2. Click the link provided in your purchase.
3. Click ‘Make a copy’ and the resource will automatically be placed in your ‘Shared with me’ folder inside your Google Drive.
4. Find the file, right-click, and select ‘Make a copy’. This will put the file into your main My Drive folder
5. Navigate to My Drive and locate your file.
6. To share with your students, open the form, click ‘Send’ at the top, choose the link icon and copy the URL which can then be shared with your students.
7. To check for understanding, click the ‘Results’ tab at the top of your form.
8. Use the result to guide teaching practice or as a means of assessment.

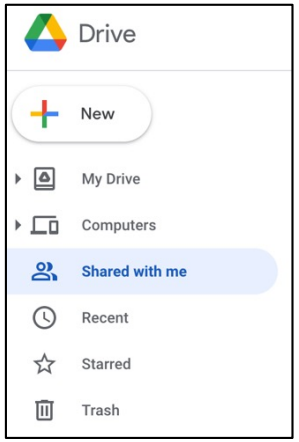

# Check for understanding and let them reach their potential





# Incorporate Technology and Increase Collaboration